

12/20(24)KV Power Cables to CENELEC HD620 & C 33-226

Applications

The cables are power cables for power networks, underground, outdoors and in cable ducting, in particular for installation where fire, smoke emission and toxic fumes create a potential threat.

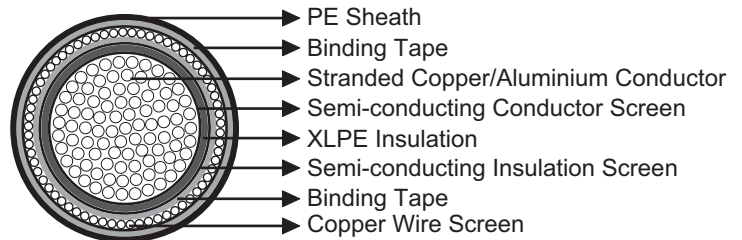


Standard

- CENELEC HD 620
- C 33-226

Construction

- Conductor: Class 2 stranded plain copper / aluminium conductor to BS EN 60228: 2005 (previously BS 6360).
- Conductor Screen: Semi-conducting material.
- Insulation: XLPE.
- Insulation Screen: Semi-conducting material.
- Metallic Screen: Copper wire screen.
- Filler: PETP (Polyethylene Terephthalate) fibres.
- Separator: Binding tape.
- Sheath: PE.



Optional

Armoured Cables: Galvanized steel flat wire armoured cables can be offered as options.

Electrical Characteristics at 20°C

Copper Conductor

Nominal Conductor Cross Section	mm ²	25	50	95	150	240	300	400	500	630
Maximum DC Conductor Resistance	Ω/km	0.727	0.387	0.193	0.124	0.0754	0.0601	0.047	0.0366	0.0283
Voltage Rating	KV	20								

Aluminium Conductor

Nominal Conductor Cross Section	mm ²	95	150	240	300	400	500	630
Maximum DC Conductor Resistance	Ω/km	0.32	0.206	0.125	0.1	0.0778	0.0605	0.0469
Voltage Rating	KV	20						



➤ Mechanical and Thermal Properties

- Minimum Bending Radius: 15×OD (for single core cables); 12×OD (for three core cables)
- Temperature Range: 0°C to +90°C (during operation); 0°C to +60°C (during installation)

➤ Dimensions and Weight

XKDT Single Core 12/20KV Copper Conductor

Cable Code	No. of cores & Nominal Conductor Cross Sectional Area No. × mm ²	No. & Nominal Diameter of Strands No/mm	Nominal Insulation Thickness mm	Nominal Sheath Thickness mm	Nominal Overall Diameter mm	Nominal Weight kg/km
RF33226-XKDT-12/20KV-1G25CU	1×25	7/2.14	5.5	1.8	27	740
RF33226-XKDT-12/20KV-1G50CU	1×50	19/1.78	5.5	2.0	29	1120
RF33226-XKDT-12/20KV-1G95CU	1×95	19/2.52	5.5	2.1	32	1640
RF33226-XKDT-12/20KV-1G150CU	1×150	37/2.25	5.5	2.2	35	2320
RF33226-XKDT-12/20KV-1G240CU	1×240	61/2.25	5.5	2.4	41	3360
RF33226-XKDT-12/20KV-1G300CU	1×300	61/2.52	5.5	2.5	43	4060
RF33226-XKDT-12/20KV-1G400CU	1×400	61/2.85	5.5	2.6	46	5040
RF33226-XKDT-12/20KV-1G500CU	1×500	91/2.65	5.5	2.7	50	6150
RF33226-XKDT-12/20KV-1G630CU	1×630	127/2.52	5.5	2.9	56	7830

XKDT–YT Three Core 12/20KV Copper Conductor

Cable Code	No. of cores & Nominal Conductor Cross Sectional Area No. × mm ²	No. & Nominal Diameter of Strands No/mm	Nominal Insulation Thickness mm	Nominal Sheath Thickness mm	Nominal Overall Diameter mm	Nominal Weight kg/km
RF33226-XKDT-YT-12/20KV-3G25CU	3×25	7/2.14	5.5	2.9	62	2740
RF33226-XKDT-YT-12/20KV-3G50CU	3×50	19/1.78	5.5	3.0	65	3750
RF33226-XKDT-YT-12/20KV-3G95CU	3×95	19/2.52	5.5	3.3	72	5330
RF33226-XKDT-YT-12/20KV-3G150CU	3×150	37/2.25	5.5	3.5	79	7450
RF33226-XKDT-YT-12/20KV-3G240CU	3×240	61/2.25	5.5	3.8	91	10670
RF33226-XKDT-YT-12/20KV-3G300CU	3×300	61/2.52	5.5	4.0	98	13140

XKDT Single Core 12/20KV Aluminium Conductor

Cable Code	No. of cores & Nominal Conductor Cross Sectional Area No. × mm ²	No. & Nominal Diameter of Strands No/mm	Nominal Insulation Thickness mm	Nominal Sheath Thickness mm	Nominal Overall Diameter mm	Nominal Weight kg/km
RF33226-XKDT-12/20KV-1G95AL	1×95	19/2.52	5.5	2.1	32	970
RF33226-XKDT-12/20KV-1G150AL	1×150	37/2.25	5.5	2.2	35	1310
RF33226-XKDT-12/20KV-1G240AL	1×240	61/2.25	5.5	2.4	40	1830
RF33226-XKDT-12/20KV-1G300AL	1×300	61/2.52	5.5	2.5	44	2140
RF33226-XKDT-12/20KV-1G400AL	1×400	61/2.85	5.5	2.6	47	2480
RF33226-XKDT-12/20KV-1G500AL	1×500	61/3.20	5.5	2.7	51	2920
RF33226-XKDT-12/20KV-1G630AL	1×630	127/2.52	5.5	2.9	56	3580

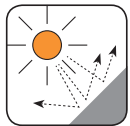


XKDT–YT Three Core 12/20KV Aluminium Conductor

Cable Code	No. of cores & Nominal Conductor Cross Sectional Area No. × mm ²	No. & Nominal Diameter of Strands No/mm	Nominal Insulation Thickness mm	Nominal Sheath Thickness mm	Nominal Overall Diameter mm	Nominal Weight kg/km
RF33226-XKDT-YT-12/20KV-3G95AL	3×95	19/2.52	5.5	3.3	72	3310
RF33226-XKDT-YT-12/20KV-3G150AL	3×150	37/2.25	5.5	3.5	79	4360
RF33226-XKDT-YT-12/20KV-3G240AL	3×240	61/2.25	5.5	3.8	90	6020
RF33226-XKDT-YT-12/20KV-3G300AL	3×300	61/2.52	5.5	4.0	98	7000
RF33226-XKDT-YT-12/20KV-3G400AL	3×400	61/2.85	5.5	4.3	106	8010

XKDT–FT Three Core 12/20KV Copper Conductor Galvanized Steel Flat Wire Armoured

Cable Code	No. of cores & Nominal Conductor Cross Sectional Area No. × mm ²	No. & Nominal Diameter of Strands No/mm	Nominal Insulation Thickness mm	Nominal Sheath Thickness mm		Nominal Overall Diameter mm	Nominal Weight kg/km
				Inner	Outer		
RF33226-XKDT-FT-12/20KV-3G50CU	3×50	19/1.78	5.5	1.6	3.0	72.9	7470
RF33226-XKDT-FT-12/20KV-3G95CU	3×95	19/2.52	5.5	1.7	3.3	81.5	10100
RF33226-XKDT-FT-12/20KV-3G150CU	3×150	37/2.25	5.5	1.8	3.5	89.1	12800
RF33226-XKDT-FT-12/20KV-3G240CU	3×240	61/2.25	5.5	2.0	3.8	99.5	16850



UV Resistant




Water Resistant



Laid In Ducts



Buried in Ciround



Zero Halogen
IEC 60754-1/NF C20-454
EN 50267-2-1

